


**Jumbo Bag Ltd.,**  
**ISO 22000,9000,14001 & BRC / IOP CERTIFIED COMPANY**  
**REGD OFFICE ADDRESS:- S.K.ENCLAVE, NEW NO.4,OLD NO.47, NOWROJI ROAD, CHENNAI 600 031**

PART I		Rs. In lakhs except EPS and shareholding data				
<b>STATEMENT OF UNAUDITED RESULTS FOR THE QUARTER ENDED 30.09.2014</b>						
Particulars	3 months ended (30.09.2014)	Preceding 3 months ended (30.06.2014)	Corresponding 3 months ended (30.09.2013) in the previous year	Year to date figures for current period ended (30.09.2014)	Year to date figures for the previous year ended (30.09.2013)	Previous Year ended (31.03.2014)
(Refer Notes Below)	Unaudited	Unaudited	Unaudited	Unaudited	Unaudited	Audited
<b>1 Income from operations</b>						
(a) Net sales/income from operations (Net of excise duty)	2,408.27	2,060.58	2,057.01	4,468.85	3,758.46	8,092.44
(b) Other operating income	68.97	107.08	68.68	176.05	124.07	235.03
<b>Total income from operations (net)</b>	<b>2,477.24</b>	<b>2,167.66</b>	<b>2,125.69</b>	<b>4,644.90</b>	<b>3,882.53</b>	<b>8,327.47</b>
<b>2 Expenses</b>						
(a) Cost of materials consumed	1,587.62	1,261.14	1,245.36	2,848.76	2,462.77	5,244.70
(b) Purchases of stock-in-trade	67.17	231.32	16.17	298.49	49.76	836.68
(c) Changes in inventories of finished goods, work-in-progress and stock-in-trade	(228.55)	(191.48)	(92.61)	(420.03)	(314.37)	139.94
(d) Employee benefits expense	202.34	192.13	180.28	394.47	360.83	705.30
(e) Depreciation and amortization expense	40.16	39.79	51.60	79.95	102.84	193.18
(f) Other expenses (Any item exceeding 10% of the total expenses relating to continuing operations to be shown separately)	662.70	531.86	583.37	1,194.56	1,008.61	1,908.90
<b>Total expenses</b>	<b>2,331.44</b>	<b>2,064.76</b>	<b>1,984.17</b>	<b>4,396.20</b>	<b>3,670.44</b>	<b>9,028.70</b>
<b>3 Profit/(Loss) from operations before other income, finance costs and exceptional items (1-2)</b>	<b>145.80</b>	<b>102.90</b>	<b>141.52</b>	<b>248.70</b>	<b>212.09</b>	<b>(701.23)</b>
<b>4 Other income</b>	<b>29.83</b>	<b>34.82</b>	<b>2.24</b>	<b>64.65</b>	<b>2.59</b>	<b>866.69</b>
<b>5 Profit/(Loss) from ordinary activities before finance costs and exceptional items (3 ± 4)</b>	<b>175.63</b>	<b>137.72</b>	<b>143.76</b>	<b>313.35</b>	<b>214.68</b>	<b>165.46</b>
<b>6 Finance costs</b>	<b>168.58</b>	<b>132.44</b>	<b>111.37</b>	<b>301.02</b>	<b>207.55</b>	<b>410.97</b>
<b>7 Profit/(Loss) from ordinary activities after finance costs but before exceptional items (5 ± 6)</b>	<b>7.05</b>	<b>5.28</b>	<b>32.39</b>	<b>12.33</b>	<b>7.13</b>	<b>(245.51)</b>
<b>8 Exceptional items</b>						
<b>9 Profit/(Loss) from ordinary activities before tax (7 ± 8)</b>	<b>7.05</b>	<b>5.28</b>	<b>32.39</b>	<b>12.33</b>	<b>7.13</b>	<b>(245.51)</b>
<b>10 Tax expense</b>	<b>2.44</b>	<b>1.89</b>	<b>2.20</b>	<b>4.33</b>	<b>2.20</b>	<b>(24.19)</b>
<b>11 Net Profit/(Loss) from ordinary activities after tax (9 ± 10)</b>	<b>4.61</b>	<b>3.39</b>	<b>30.19</b>	<b>8.00</b>	<b>4.93</b>	<b>(221.32)</b>
<b>12 Extraordinary items</b>						
<b>13 Net Profit/(Loss) for the period (11 ± 12)</b>	<b>4.61</b>	<b>3.39</b>	<b>30.19</b>	<b>8.00</b>	<b>4.93</b>	<b>(221.32)</b>
<b>14 Share of profit/(loss) of associates*</b>						
<b>15 Minority interest *</b>						
<b>16 Net Profit/(Loss) after taxes, minority interest and share of profit/(loss) of associates (13 + 14 + 15)*</b>	<b>4.61</b>	<b>3.39</b>	<b>30.19</b>	<b>8.00</b>	<b>4.93</b>	<b>(221.32)</b>
<b>17 Paid-up equity share capital (Face value of Rs.10 each)</b>	<b>837.37</b>	<b>837.37</b>	<b>837.37</b>	<b>837.37</b>	<b>837.37</b>	<b>837.37</b>
<b>18 Reserve excluding Revaluation Reserves as per balance sheet of previous accounting year</b>	<b>892.23</b>	<b>884.23</b>	<b>1110.48</b>	<b>892.23</b>	<b>1080.29</b>	<b>884.23</b>
<b>19 Earnings per share ) (not annualized):</b>						
(a) Basic & Diluted	0.01	0.00	0.04	0.10	0.01	(0.26)
<b>PART II</b>						
<b>A PARTICULARS OF SHAREHOLDING</b>						
<b>1 Public shareholding</b>						
- Number of shares	4736903	4736903	4736903	4736903	4736903	4736903
- Percentage of shareholding	56.57	56.57	56.57	56.57	56.57	56.57
<b>2 Promoters and Promoter Group Shareholding</b>						
<b>(a) Pledged/Encumbered</b>						
- Number of shares						
- Percentage of shares (as a % of the total shareholding of promoter and promoter group)						
- Percentage of shares (as a % of the total share capital of the company)						
<b>(b) Non - encumbered</b>						
- Number of shares	3636797	3636797	3636797	3636797	3636797	3636797
- Percentage of shares (as a % of the total shareholding of the Promoter and Promoter group)	43.43	43.43	43.43	43.43	43.43	43.43
- Percentage of shares (as a % of the total share capital of the company)	100	100	100	100	100	100
<b>B INVESTOR COMPLAINTS</b>	Particulars 3 months ended (30/09/2014)					
Pending at the beginning of the quarter.		Nil				
Received during the quarter.		Nil				
Disposed of during the quarter.		Nil				
Remaining unresolved at the end of the quarter.		Nil				



## Annexure 2

Jumbo Bag Ltd

Clause 41 of the Listing Agreement For Companies (Other than Banks)

Standalone/Consolidated Statement of Assets and Liabilities

	Particulars	Particulars As at current year end) (30.09.2014)	Particulars As at previous year end (31.03.2014)
	<b>A EQUITY AND LIABILITIES</b>		
1	Shareholders' funds		
	(a) Share capital	878.17	878.17
	(b) Reserves and surplus	892.23	884.23
	(c) Money received against share warrants		
	Sub-total - Shareholders' funds	1770.40	1762.40
2	Share application money pending allotment		
3	Minority interest *		
4	Non-current liabilities		
	(a) Long-term borrowings	127.55	218.38
	(b) Deferred tax liabilities (net)	390.37	389.85
	(c) Other long-term liabilities	36.54	22.87
	(d) Long-term provisions	28.56	28.56
	Sub-total - Non-current liabilities	583.02	659.66
5	Current liabilities		
	(a) Short-term borrowings	4772.34	4418.38
	(b) Trade payables	2407.28	2479.03
	(c) Other current liabilities	409.68	158.65
	(d) Short-term provisions	523.41	343.81
	Sub-total - Current liabilities	8112.71	7399.87
	<b>TOTAL - EQUITY AND LIABILITIES</b>	<b>10466.13</b>	<b>9821.93</b>
<b>B</b>	<b>ASSETS</b>		
1	Non-current assets		
	(a) Fixed assets	2213.98	1952.66
	(b) Goodwill on consolidation	-	-
	(b) Non-current investments	2.80	2.80
	(d) Deferred tax assets (net)	-	-
	(c) Long-term loans and advances	96.57	95.06
	(d) Other non-current assets	63.95	54.25
	Sub-total - Non-current assets	2377.30	2104.77
2	Current assets		
	(a) Current investments		
	(a) Inventories	2185.64	1868.80
	(b) Trade receivables	4122.96	4014.98
	(c) Cash and cash equivalents	210.27	212.04
	(d) Short-term loans and advances	548.20	516.23
	(e) Other current assets	1021.76	1105.11
	Sub-total - Current assets	8088.83	7717.16
	<b>TOTAL - ASSETS</b>	<b>10466.13</b>	<b>9821.93</b>



Segment-wise Reporting as per the format under clause 41 of the Listing agreement

Rs. In lakhs

Particulars	3 months ended 30.09.2014	Previous 3 months ended 30.06.2014	Corresponding 3 months ended in the previous year 30.09.2013	Year to Date figures for current period ended 30.09.2014	Year to Date figures for the previous period ended 30.09.2013	Previous accounting year ended 31.03.2014
	Unaudited	Unaudited	Unaudited	Unaudited	Unaudited	Audited
<b>1. Segment Revenue</b> (Net Sales / Income from each segment should be disclosed under this head)						
(a) Segment A - Manufacturing Business	2,360.45	1904.80	1,706.79	4,265.25	1,706.79	7,298.06
(b) Segment B - Trading Business	146.62	297.68	79.43	444.30	79.43	1,054.67
(c) Unallocated	-	-	-	-	-	-
<b>Total</b>	<b>2,507.07</b>	<b>2,202.48</b>	<b>1,786.22</b>	<b>4,709.55</b>	<b>1,786.22</b>	<b>8,352.73</b>
<b>Less: Inter Segment Revenue</b>	-	-	-	-	-	-
<b>Net Sales / Income from Operations</b>	<b>2,507.07</b>	<b>2,202.48</b>	<b>1,786.22</b>	<b>4,709.55</b>	<b>1,786.22</b>	<b>8,352.73</b>
<b>2. Segment Results - Profit (+) / Loss (-) before tax and interest from each segment</b>						
(a) Segment A - Manufacturing Business	108.76	80.56	36.65	189.32	36.65	10.19
(b) Segment B - Trading Business	66.87	57.16	34.27	124.03	34.27	155.27
(c) Unallocated	-	-	-	-	-	-
<b>Total</b>	<b>175.63</b>	<b>137.72</b>	<b>70.92</b>	<b>313.35</b>	<b>70.92</b>	<b>165.46</b>
Less: (i) Interest	168.58	132.44	96.18	301.02	207.55	410.97
(ii) Other Un-allocable Expenditures Net off	-	-	-	-	-	-
(iii) Unallocable Income	-	-	-	-	-	-
<b>Total Profit before tax</b>	<b>7.05</b>	<b>5.28</b>	<b>(25.26)</b>	<b>12.33</b>	<b>(136.63)</b>	<b>(245.51)</b>
<b>3. Capital Employed</b> (Segment Assets - Segment Liabilities)						
(a) Segment A	1,770.40	1,766.05	1,958.46	1,770.40	1,958.46	1,762.40
(b) Segment B*	-	-	-	-	-	-
(c) Unallocated	-	-	-	-	-	-
<b>Total</b>	<b>1,770.40</b>	<b>1,766.05</b>	<b>1,958.46</b>	<b>1,770.40</b>	<b>1,958.46</b>	<b>1,762.40</b>

\*There is no long Term Fixed Capital Employed, only Short Term Working Capital is employed and this is of fluctuating nature.

1. The above unaudited results were subjected to "limited review" by the Statutory Auditors of the company and have been reviewed by the Audit Committee in its meeting held on 13.11.2014 and were taken on records by the Board at its meeting held on 13.11.2014.

2. The Company is currently focusing on two business segments viz. Manufacturing of FIBC Bags and Trading in Raw Materials. The Organizational structure is designed for effective management of segment while retaining focus on each one of them.


3. Previous Quarters Figures have been regrouped/restated wherever necessary.

4. Deferred Tax adjustments have been made for the quarter and shall be done at the end of the year.

5. Company has filed insurance claims in respect of fire at Athipedu Unit in previous financial year 2013-14. Actual receipts could have an impact on the financials

6. Depreciation continued to be charged in the books of accounts as per the rates specified in the Schedule XIV of the Companies Act, 1956. The effect of change brought in under Schedule II of the Companies Act, 2013 (Revised) is being assessed by the management and the adjustment if any that may arise out of this exercise will be carried out in the remaining two quarters.

Place : Chennai  
Date : 13.11.2014



For and on behalf of the Board

G.P.N Gupta  
Managing Director

LIMITED REVIEW REPORT


We have reviewed the accompanying statement of unaudited financial results of Jumbo Bag Ltd for the period ended 30<sup>th</sup> Sep 2014 except for the disclosures regarding 'Public Shareholding' and Promoter and Promoter Group Shareholding which have been traced from disclosures made by the management and have not been audited by us. This statement is the responsibility of the Company's Management and has been approved by the Board of Directors at the meeting held on 13<sup>th</sup> Nov 2014. Our responsibility is to issue a report on these financial statements based on our review.

We conducted our review in accordance with the Standard on Review Engagement (SRE) 2400, engagements to Review Financial Statements issued by the Institute of Chartered Accountants of India. This standard requires that we plan and perform the review to obtain moderate assurance as to whether the financial statements are free of material misstatement. A review is limited primarily to inquiries of the company personnel and analytical procedures applied to financial data and thus provides less assurance than an audit. We have not performed an audit and accordingly, we do not express an audit opinion.

Based on our review conducted as above, nothing has come to our attention that causes us to believe that the accompanying statement of unaudited Quarterly financial results prepared in accordance with applicable accounting standards and other recognized accounting practices and policies has not disclosed the information required to be disclosed in terms of Clause 41 of the Listing Agreement including the manner in which it is to be disclosed, or that it contains any material misstatement.

Date : 13.11.2014  
Place : Chennai

For M. Srinivasan & Associates,  
Chartered Accountants

  
M. Srinivasan  
Partner  
M.No,022959

