


Jumbo Bag Ltd.,
ISO 22000,9001,14001,45001 & BRCGS CERTIFIED COMPANY
REGD OFFICE ADDRESS:- S.K.ENCLAVE, NEW NO.4,OLD NO.47, NOWROJI ROAD, CHENNAI 600 031
UNAUDITED (STANDALONE) FINANCIAL RESULTS FOR THE PERIOD ENDED 30TH SEPTEMBER 2023

	Particulars	Rs. In lakhs			Rs. In lakhs		
		Quarter ended			Half year ended		for the Previous year
		3 Months ended 30th September 2023	3 Months ended 30th June 2023	3 Months ended 30th Sep 2022	6 months ended 30.9.2023	6 Months ended 30.09.2022	12 months ended 31.03.2023
	Un Audited	Un Audited	Un Audited	Un Audited	Un Audited	Audited	
I	Revenue from operations	2,745.66	2,427.73	3,239.07	5,173.39	6,340.03	11,123.76
II	Other income	5.85	10.37	6.23	16.22	19.48	20.47
III	Total Revenue	2,751.51	2,438.11	3,245.30	5,189.61	6,359.50	11,144.24
IV	Expenses			-			
	(a) Cost of materials consumed	1,590.33	996.06	1,703.60	2,586.39	3,403.06	6,145.81
	(b) Purchases of stock-in-trade	-	-	-	-	-	-
	(c) Changes in inventories of finished goods, work-in-progress and stock-in-trade	(27.12)	370.95	292.63	343.83	502.58	384.66
	(d) Employee benefits expense	297.64	299.49	283.43	597.13	575.80	1,158.41
	(e) Finance cost	70.79	58.38	79.43	129.17	158.92	262.98
	(f) Depreciation and amortization expense	52.17	54.13	58.92	106.30	125.42	238.93
	(g) Other expenses	706.43	610.12	775.42	1,316.55	1,466.11	2,732.93
	Total expenses	2,690.24	2,389.13	3,193.43	5,079.38	6,231.89	10,923.71
V	Profit/(Loss) before exceptional and extra-ordinary items and tax (III - IV)	61.26	48.97	51.87	110.24	127.62	220.52
VI	Exceptional items	-	-	-	-	-	31.59
VII	Profit/(Loss) before tax (V - VI)	61.26	48.97	51.87	110.24	127.62	188.93
VIII	Tax expense						
	Current Tax	18.09	24.46	15.32	30.31	41.20	52.99
	Tax adjustment of prvs year	-	-	-	-	-	-
	Deferred Tax	(2.11)	(6.73)	(3.08)	(8.84)	(9.89)	(11.11)
IX	Net profit after Tax (VII-VIII)	45.28	31.24	39.63	88.76	96.30	147.06
X	Other Comprehensive income (net of deferred Tax)	-	-	-	-	-	-
	a) I) Item that will not be reclassified to Profit or Loss	-	-	-	-	-	(30.04)
	ii)Deferred tax relating to item that will not be reclassified to profit or loss	-	-	-	-	-	-
	b) I) Item that will be reclassified to Profit or Loss	-	-	-	-	-	-
	ii) Income tax relating to item that will be reclassified to profit or loss	-	-	-	-	-	-
XI	Total comprehensive income for the period (IX + X) (Comprising of profit / (loss) and other comprehensive income)	45.28	31.24	39.63	88.76	96.30	117.02
XII	Paid-up equity share capital (Face value of Rs.10 each)	837.37	837.37	837.37	837.37	837.37	837.37
XIII	Earnings per share EPS - in Rs.						
	I) Basic and diluted EPS before Extraordinary items (not annualised) - in Rs.	0.54	0.37	0.47	1.06	1.15	1.76
	II) Basic and diluted EPS after Extraordinary items (not annualised) - in Rs.	0.54	0.37	0.47	1.06	1.15	1.76



Notes

1. The above financial results were reviewed and recommended by audit committee and approved by the Board of Directors at their meeting held on 25th October, 2023 and Limited review of the same has been carried out by the statutory auditors of the company.
2. The Company had adopted the Indian Accounting Standards (Ind AS) from 1st April 2017 and these financial results have been prepared in accordance with the Companies (Indian Accounting Standards) Rules , 2015 (Ind AS) prescribed under section 133 of the Companies Act 2013 and other accounting principles generally accepted in India.
3. The format of unaudited quarterly results as prescribed by SEBI'S Circular CIR/CFD/CMDI15/2075 date 30th November 2015 has been modified to comply with the requirements of SEBI Circular dated 5th July 2016, Ind AS and Schedule III of the companies act, 2013.
4. The Company has two reportable business segment viz.:
 - a. Manufacture of Flexible intermediate bulk container packaging material used for industrial purposes.
 - b. Trading of Polymers.
5. The previous period figures have been rearranged / regrouped, wherever necessary to confirm to current period classification.

Place: Chennai

Date: 25.10.2023


For and on behalf of the Board


G.S. Anilkumar
Managing Director & CFO



Jumbo Bag Limited
Balance Sheet as at September 30, 2023

Particulars	Rs. In lakhs	
	30th September 2023	As at Mar 31, 2023 (Ind AS)
ASSETS		
(1) Non-current assets		
(a) Property, Plant and Equipment	2,619.79	2,611.92
(b) - Right-of-Use Asset a/c	13.53	43.22
(c) Capital Work-In-Progress	53.20	25.00
(c) Investment Property	-	-
(d) Financial Assets	-	-
i) Investments	7.98	7.98
ii) Trade receivables	-	-
ii) Loans	-	-
iv) Other financial assets	113.98	139.20
(e) Other Non-current Assets	7.15	5.93
	2,815.63	2,833.25
(2) Current Assets		
(a) Inventories	2,222.31	2,404.26
(b) Financial Assets		
i) Trade receivables	3,685.07	3,379.15
Undisputed Trade receivables – considered good		
ii) Cash and cash equivalents	213.01	314.58
iii) Bank balances other than (ii) above	-	-
iii) Loans	250.05	256.20
iv) Other financial assets	-	-
(c) Other Current Assets	178.71	178.71
(d) Assets held for Sale	18.31	18.31
	6,567.46	6,551.21
Total Assets	9,383.09	9,384.46
EQUITY AND LIABILITIES		
(1) Equity		
(a) Equity Share Capital	878.17	878.17
(b) Other Equity	2,496.42	2,407.65
i) Retained earnings	679.22	590.45
ii) Other reserves	1,817.20	1,817.20
	3,374.59	3,285.82
Liabilities		
(2) Non-Current Liabilities		
(a) Financial liabilities		
(i) Borrowings	333.87	501.52
(ia) Lease liabilities	-	-
(b) Provisions	0.68	0.68
(c) Deferred Tax Liabilities (net)	130.55	139.39
(d) Other Non-current liabilities	259.67	270.40
	724.77	911.99
(3) Current Liabilities		
(a) Financial liabilities		
(i) Borrowings	3,847.16	3,557.67
(ia) Lease liabilities	28.48	31.10
(ii) Trade payables		
(iia) Total outstanding dues of micro enterprises and small enterprises	43.33	
Total outstanding dues of creditors other than micro enterprises and small enterprises	1,037.68	1,311.47
(iib)		
(b) Provisions	315.83	269.42
(c) Other current liabilities	11.25	16.99
	5,283.74	5,186.65
Total Equity and Liabilities	9,383.09	9,384.46



Segment-wise Reporting as per the format under clause 41 of the Listing agreement							Rs. In lakhs
Particulars	3 months ended	3 months ended	Corresponding 3 months ended in the previous year	Year to Date figures for period ended	Year to Date figures for period ended	Year to Date figures for the period ended	
	30.09.2023	30.06.2023	30.09.2022	30.09.2023	30.09.2022	31.03.2023	
	Un-Audited	Un Audited	Un-Audited	Un-Audited	Audited	Audited	
1. Segment Revenue (Net Sales / Income from each segment should be disclosed under this head)							
(a) Segment A - Manufacturing Business	2,656.36	2,343.61	3,151.69	4,999.96	6,188.06	10,842.22	
(b) Segment B - Trading Business	95.15	94.50	91.86	189.65	171.44	302.02	
(c) Unallocated	-	-	-	-	-	-	
Total	2,751.51	2,438.11	3,243.55	5,189.61	6,359.50	11,144.24	
Less: Inter Segment Revenue	-	-	-	-	-	-	
Net Sales / Income from Operations	2,751.51	2,438.11	3,243.55	5,189.61	6,359.50	11,144.24	
2. Segment Results - Profit (+) / Loss (-) before tax and interest from each segment							
(a) Segment A - Manufacturing Business	62.19	35.83	60.63	98.02	153.96	259.45	
(b) Segment B - Trading Business	69.86	71.53	71.04	141.39	132.57	224.05	
(c) Unallocated	-	-	-	-	-	-	
Total	132.05	107.36	131.67	239.41	286.53	483.50	
Less: (i) Interest	70.79	58.38	79.43	129.17	158.92	262.98	
(ii) Other Un-allocable Expenditures							
Net off	-	-	-	-	-	-	
(iii) Unallocable Income	-	-	-	-	-	-	
Total Profit before tax	61.26	48.97	52.24	110.24	127.62	220.52	
3. Capital Employed							
Segment (A) Polymer							
Assets	1880.62	1,966.56	1,657.05	1880.62	1,657.05	1,966.56	
Liabilities	1226.77	1,345.92	1,186.60	1226.77	1,186.60	1,345.92	
Manufacturing							
Assets	7502.47	7,417.90	7,599.17	7502.47	7,599.17	7,417.90	
Liabilities	8156.32	8,038.54	8,069.63	8156.32	8,069.63	8,038.54	



Segment Reporting:

Information given in accordance with the requirement of Accounting Standard 17, on segment Reporting, company's business segments are as under:

Manufacturing: Manufacture of Flexible intermediate bulk container packaging material used for industrial purposes.

Trading: Trading of Polymers.

Segment Accounting Policies:

- a. Segment accounting disclosures are in line with accounting policies of the Company.
- b. Segment Revenue includes Sales and other Income directly identifiable with / allocable to the segment.
- c. Expenses that are directly identifiable with allocable to segments are considered for determining the segment Result.
- d. Major portion of segment liabilities and Assets relates to manufacturing segment.
- e. Regrouping done wherever necessary.

* There is no Long Term Fixed Capital Employed, only Short Term Working Capital is employed and this is of fluctuating nature.

A. Segment Revenue, Segment Results, Segment Assets and Segment Liabilities shall have the same meaning as defined in the Accounting Standards on Segment

Reporting (AS-17) issued by ICAI / Company (Accounting Standards) Rules, 2006.


B. The above information furnished is a Primary Reportable Segment as identified in accordance with Accounting Standards 17 issued by ICAI / Company (Accounting Standards), Rules 2006.



JUMBO BAG LIMITED
Cash Flow Statement for the period ended Sept 30, 2023
(Pursuant to clause 32 of the Listing Agreement)

(In lakhs)

	Apr'23 to Sep'23		Apr'22 to Mar'23	
	Rs.	Rs.	Rs.	Rs.
A Cash Flow from Operating Activities :				
Profit before tax		110.24		188.93
Adjustments for :				
Prior period adjustments - Profit / (Loss)	-		-	
Depreciation	106.30		238.93	
Deferred tax liabilities (net)	(8.84)		(11.11)	
Foreign exchange (gains)/Losses	-		-	
(Profit) / Loss on sale of asset	-		5.12	
Interest Expenses	129.17		262.98	
Interest Income	(5.19)		(9.77)	
		221.45		486.14
Operating profit before working capital		331.69		675.07
Adjustments for Changes in				
Trade payables - Increase / (Decrease)	(230.46)		(296.26)	
Long term provisions- Increase / (Decrease)	-		-	
Short term provisions - Increase / (Decrease)	46.41		45.13	
Other current liabilities- Increase / (Decrease)	(5.74)		2.38	
Other long term liabilities - Increase / (Decrease)	-1.90		(86.14)	
Trade receivables - (increase) / Decrease	(304.71)		438.96	
Inventories - (increase) / Decrease	181.95		218.12	
Long term Loans and advances - (Increase) / Decrease	25.22		0.07	
Short term loans and advances - (increase) / Decrease	6.15		202.85	
Other current assets - (increase) / Decrease	0.00		31.59	
Other non current assets - (increase) / Decrease	(1.22)		(5.93)	
		(284.28)		551
Cash generated from operations		47.40		1,225.84
Income taxes paid (Net of refunds)		(30.31)		(52.99)
Net Cash from Operating activities		17.09		1,172.85
B Cash Flow from Investing Activities :				
Purchase of fixed assets / WIP	(142.37)		(343.68)	
Proceeds from sale of fixed assets	-		(5)	
Purchase of Investments	-		(1.46)	
Sale of investments				
		(142.37)		(350.26)
Net cash used in Investing Activities		(142.37)		(350.26)
C Cash Flow from Financing Activities :				
Proceeds from issuance of Share Capital	-		-	
Proceeds from Share premium	-		-	
Proceeds / (Repayment) of Long Term borrowings	(172.83)		111.90	
Borrowings for working capital purposes	289.49		(579.54)	
Finance / Lease Liabilities - Increase / (Decrease)	31.03		0.35	
Investment in Subsidiaries				
Interest Expenses	(129.17)		(262.98)	
Interest Income	5.19		9.77	
Dividend paid (Including Tax on dividend)				
		23.71		(720.50)
Net cash used in Financing Activities		23.71		(720.50)
D Net Increase in Cash and Cash Equivalents (A+B+C)		(101.57)		102.09
Cash and Cash equivalents as at 31.03.2022		314.58		212.48
Cash and Cash equivalents as at 31.03.2023		213.01		314.58
E Net (Increase) / Decrease in Cash and Cash Equivalents		101.57		(102.10)





Limited Review Report on Quarterly Standalone Financial Results of Jumbo Bag Limited pursuant to the regulation 33 of the SEBI (Listing Obligations and disclosure requirements) regulations, 2015

**Review Report To the Board of Directors
Jumbo Bag Limited**

We have reviewed the accompanying Statement of Financial Results of **Jumbo Bag Limited** ("the Company") for the quarter ended **30th September, 2023**. This statement, is the responsibility of the Company's Management and has been approved by the Board of Directors, has been prepared in accordance with the applicable Indian Accounting Standards (Ind AS) specified under Section 133 of the Companies Act, 2013. Our Responsibility is to issue a report on these financial statements based on our review.

We conducted our review of the statement in accordance with the Standard on Review Engagement (SRE) 2410, 'Review of Interim Financial Information Performed by the Independent Auditor of the Entity', issued by the Institute of Chartered Accountants of India. This standard requires that we plan and perform the review to obtain moderate assurance as to whether the financial results are free of material misstatements. A review is limited primarily to inquiries of Company personnel and analytical procedures applied to financial data and thus provides less assurance than an audit.

Based on our review conducted and procedures performed as stated, prepared in accordance with the recognition and measurement principles laid down in the aforesaid Indian Accounting Standard and other accounting principles generally accepted in India, has disclosed the information required to be disclosed in terms of Regulation 33 of the SEBI (Listing Obligations and Disclosure Requirements) Regulations, 2015, as amended, including the manner in which it is to be disclosed, or that it contains any material misstatement.

For Venkatesh & Co
Chartered Accountants
FRN 004636S

CA. Dasaraty V
Partner

M.No :026336

Place: Chennai

ICAI UDIN: 23026336BGULKC1780

